


UNIVERSITY OF ALLAHABAD
(A Central University established by the Act No. 26 of 2005 of Government Of India)



A.K. KANOJIA
Controller of Examinations

South Wing, Senate Hall
University of Allahabad
Prayagraj-211002

No.: COE/5018/2026
Date: 23.05.2026

PUBLIC NOTICE

**Instructions for the students of NEP Based B.A./ B.Sc./ B.Com. Semester- II
Minor Subject Examination**

The Minor Subject Examination of NEP Based B.A./ B.Sc./ B.Com. Semester- II shall be conducted in OMR (MCQs Type) mode **from 24 to 26 May, 2026.**

Duration: 1 Hour 30 Minutes

Exam Time: 07:00 A.M. to 08:30 A.M.

Question Type: Multiple Choice Questions (MCQs)

No. of Questions: 50 to 70, as per the Subject concerned

Negative Marking: Not applicable

Subject-wise schedule:

- **24.05.2026:** Vocal (50), Tabla (50), Painting (50), Urdu (70), Sanskrit (70), Modern History (70), Medieval History (70), Commerce (Economics: Indian Financial System) (70), Computer Science (60), Geology (60), Bio-Chemistry (60), Environmental Science (60), Mathematics (70), Physical Education (60), Defence (60), Geography (60), Statistics (60)
- **25.05.2026:** English Literature (70), Ancient History (70), Sociology (70), English Language (70), Chemistry (60), Physics (60), Zoology (60)
- **26.05.2026:** Economics (70), Education (70), Political Science (70), Philosophy (70), Sitar (50), Computer Application in Social Sciences (60), Hindi (70), Arabic (70), Persian (70), Botany (60), Psychology (60), Anthropology (70)

Important Instructions for OMR Answer Sheet:

- Use only Black or Blue Ball Point Pen
× Use of Gel Pen/ Pencil is strictly prohibited.
- Second OMR Sheet will not be provided.
- Whitening, erasing, overwriting or scratching on the OMR Sheet is not allowed.

- Darken only one circle for each question and fill it completely.
- Candidates must ensure correct filling of Roll Number, Enrolment Number, Paper Code, Programmes and Semester.
- Any wrong or incomplete filling or Multiple Filling of bubble in the OMR Sheet may lead to incorrect evaluation, for which the candidate alone shall be responsible.
- Do not make stray marks, rough work, folds or wrinkles on the OMR Answer Sheet.
- OMR Answer sheets are computer evaluated; Instructions must be followed strictly.
- A sample OMR sheet has been provided for the practice and familiarization of students and candidates are strongly advised to study it carefully before the Examination.

This notice is issued for strict compliance in the interest of students.



Controller of Examinations

Encl: As above

**Controller of Examinations
University of Allahabad**

Copy to:

1. The Dean, Faculty of Arts/ Science/ Commerce, UoA.
2. The Heads/ Directors/ Coordinators of Department/ Institute/ Centre, UoA.
3. The Principal, _____ College.
4. The Public Relations Officer, with request to arrange publication in Daily Newspaper.
5. The Chairman, ICT Cell, with request to upload on the University website.
6. The Director/ In-charge, ACC/ J.R. (Exam).



Controller of Examinations

**Controller of Examinations
University of Allahabad**



PUBLIC NOTICE



Instructions for the Students of NEP Based B.A./ B.Sc./ B.Com. Semester-II Minor Subject Examination

The Minor Subject Examination of NEP Based B.A./ B.Sc./ B.Com. Semester-II shall be conducted in **OMR (MCQs Type)** mode from **24 to 26 May, 2026**.

EXAMINATION DETAILS



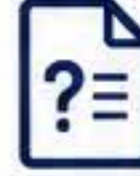
DURATION
1 Hour
30 Minutes



EXAM TIME
07:00 A.M. –
08:30 A.M.



QUESTION TYPE
MCQs



NO. OF QUESTIONS
50 to 70
(Subject-wise)



NEGATIVE MARKING
Not
Applicable

SUBJECT-WISE SCHEDULE



24.05.2026

50 MCQ

Vocal, Tabla, Painting

70 MCQ

Urdu, Sanskrit, Modern History, Medieval History,
Commerce (Economics: Indian Financial System), Mathematics

60 MCQ

Computer Science, Geology, Bio-Chemistry, Environmental Science,
Physical Education, Defence Studies, Geography, Statistics



25.05.2026

70 MCQ

English Literature, Ancient History, Sociology, English Language

60 MCQ

Chemistry, Physics, Zoology



26.05.2026

50 MCQ

Sitar

70 MCQ

Economics, Education, Political Science, Philosophy,
Hindi, Arabic & Persian, Anthropology

60 MCQ

Botany, Computer Application in Social Science, Psychology.

IMPORTANT INSTRUCTIONS FOR OMR ANSWER SHEET



Use only Black or Blue Ball Point Pen.



Use of Gel Pen/Pencil is strictly prohibited.



Second OMR Sheet will not be provided.



Whitening, erasing, overwriting or scratching on the OMR Sheet is not allowed.



Darken only one circle for each question and fill it completely.



A sample OMR Sheet has been provided for practice and familiarization.



Candidates must ensure correct filling of Roll Number, Enrolment Number, Paper Code, Programme and Semester.



Any wrong, incomplete or multiple filling of bubbles may lead to incorrect evaluation.



Do not make stray marks, rough work, folds or wrinkles on the OMR Sheet.



OMR Answer Sheets are computer evaluated; instructions must be followed strictly.



This notice is issued for strict compliance in the interest of students.

UNIVERSITY OF ALLAHABAD



University of Allahabad

OMR ANSWER SHEET

USE BLACK/BLUE BALL POINT PEN ONLY

OMR ANSWER SHEET NO.

100001

NAME OF THE CANDIDATE (In Capital Letter Only)

FATHER'S NAME (In Capital Letter Only)

Minor Subject Name (In Capital Letter Only)

Date of Exam


Roll Number									
0	0	0	0	0	0	0	0	0	0
1	1	1	1	1	1	1	1	1	1
2	2	2	2	2	2	2	2	2	2
3	3	3	3	3	3	3	3	3	3
4	4	4	4	4	4	4	4	4	4
5	5	5	5	5	5	5	5	5	5
6	6	6	6	6	6	6	6	6	6
7	7	7	7	7	7	7	7	7	7
8	8	8	8	8	8	8	8	8	8
9	9	9	9	9	9	9	9	9	9

Enrolment Number									
U	0	0	0	0	0	0	0	0	0
D	1	1	1	1	1	1	1	1	1
A	2	2	2	2	2	2	2	2	2
M	3	3	3	3	3	3	3	3	3
H	4	4	4	4	4	4	4	4	4
I	5	5	5	5	5	5	5	5	5
J	6	6	6	6	6	6	6	6	6
R	7	7	7	7	7	7	7	7	7
G	8	8	8	8	8	8	8	8	8
S	9	9	9	9	9	9	9	9	9

Paper Code			
0	0	0	0
1	1	1	1
2	2	2	2
3	3	3	3
4	4	4	4
5	5	5	5
6	6	6	6
7	7	7	7
8	8	8	8
9	9	9	9

Programme
BA <input type="radio"/>
BSc. <input type="radio"/>
BCom <input type="radio"/>
Other <input type="radio"/>

Semester
I <input type="radio"/>
II <input type="radio"/>
III <input type="radio"/>
IV <input type="radio"/>



ANSWERS

1	(A)	(B)	(C)	(D)
2	(A)	(B)	(C)	(D)
3	(A)	(B)	(C)	(D)
4	(A)	(B)	(C)	(D)
5	(A)	(B)	(C)	(D)
6	(A)	(B)	(C)	(D)
7	(A)	(B)	(C)	(D)
8	(A)	(B)	(C)	(D)
9	(A)	(B)	(C)	(D)
10	(A)	(B)	(C)	(D)
11	(A)	(B)	(C)	(D)
12	(A)	(B)	(C)	(D)
13	(A)	(B)	(C)	(D)
14	(A)	(B)	(C)	(D)
15	(A)	(B)	(C)	(D)
16	(A)	(B)	(C)	(D)
17	(A)	(B)	(C)	(D)
18	(A)	(B)	(C)	(D)
19	(A)	(B)	(C)	(D)
20	(A)	(B)	(C)	(D)
21	(A)	(B)	(C)	(D)
22	(A)	(B)	(C)	(D)
23	(A)	(B)	(C)	(D)
24	(A)	(B)	(C)	(D)
25	(A)	(B)	(C)	(D)

26	(A)	(B)	(C)	(D)
27	(A)	(B)	(C)	(D)
28	(A)	(B)	(C)	(D)
29	(A)	(B)	(C)	(D)
30	(A)	(B)	(C)	(D)
31	(A)	(B)	(C)	(D)
32	(A)	(B)	(C)	(D)
33	(A)	(B)	(C)	(D)
34	(A)	(B)	(C)	(D)
35	(A)	(B)	(C)	(D)
36	(A)	(B)	(C)	(D)
37	(A)	(B)	(C)	(D)
38	(A)	(B)	(C)	(D)
39	(A)	(B)	(C)	(D)
40	(A)	(B)	(C)	(D)
41	(A)	(B)	(C)	(D)
42	(A)	(B)	(C)	(D)
43	(A)	(B)	(C)	(D)
44	(A)	(B)	(C)	(D)
45	(A)	(B)	(C)	(D)
46	(A)	(B)	(C)	(D)
47	(A)	(B)	(C)	(D)
48	(A)	(B)	(C)	(D)
49	(A)	(B)	(C)	(D)
50	(A)	(B)	(C)	(D)

51	(A)	(B)	(C)	(D)
52	(A)	(B)	(C)	(D)
53	(A)	(B)	(C)	(D)
54	(A)	(B)	(C)	(D)
55	(A)	(B)	(C)	(D)
56	(A)	(B)	(C)	(D)
57	(A)	(B)	(C)	(D)
58	(A)	(B)	(C)	(D)
59	(A)	(B)	(C)	(D)
60	(A)	(B)	(C)	(D)
61	(A)	(B)	(C)	(D)
62	(A)	(B)	(C)	(D)
63	(A)	(B)	(C)	(D)
64	(A)	(B)	(C)	(D)
65	(A)	(B)	(C)	(D)
66	(A)	(B)	(C)	(D)
67	(A)	(B)	(C)	(D)
68	(A)	(B)	(C)	(D)
69	(A)	(B)	(C)	(D)
70	(A)	(B)	(C)	(D)

Signature of the Candidate

Signature of the Invigilator with Date

उत्तर अंकित करने के लिए अनुदेश
INSTRUCTIONS FOR MARKING



1. उत्तर पत्रक भरने के लिए केवल काले अथवा नीले रंग के बाल पेन का प्रयोग करें। सफेदी का प्रयोग नहीं करना है।

Use only Black/Blue Ball Pen to fill the answer sheet. Whitener is not allowed.

2. कृपया पूरे गोले को गहरे काले/नीले निशान से भरिये।

Mark should be dark and completely fill the circle.

3. प्रत्येक प्रश्न का उत्तर केवल एक ही पूरे गोले को गाढ़ा कीजिए जैसा नीचे दर्शाया गया है।

Darken ONLY ONE CIRCLE for each question as shown in the example below.



4. अपना उत्तर केवल उत्तर पत्रक में निर्दिष्ट स्थान पर ही अंकित करें। उत्तर पत्रक में कहीं अन्यत्र अंकन करने पर उसकी गणना नहीं की जायेगी।

Mark your answer in the space provided. Don't make any stray marks on the Answer Sheet.

5. प्रत्येक प्रश्न का उत्तर इस ओ.एम.आर. शीट में दिए गये क्रमांक के सामने गोले को गाढ़ा कीजिए।

Mark your answer only in the appropriate space against the number corresponding to the question you are answering.

6. इस उत्तर पत्रक पर कच्चा काम करना मना है।

Rough work should not be done on the Answer Sheet (OMR Sheet).

7. उत्तर पत्रक कम्प्यूटर द्वारा मूल्यांकित किया जायेगा। आपके उत्तर पत्रक के सही मूल्यांकन हेतु निर्देशों का पालन अति आवश्यक है। निर्देशों का पालन न करने के परिणाम स्वरूप होने वाली किसी भी त्रुटि के लिए परीक्षार्थी स्वयं उत्तरदायी होगा।

Answer Sheet will be evaluated through computer. For correct evaluation strictly follow the instructions. If candidate does not abide by the instructions, he/she will be responsible for the mistakes.

8. उत्तर - पत्रक को किसी भी स्थान पर न मोड़े।

Do not fold or wrinkle the Answer Sheet.